

# XPRO INDIA LIMITED



Birla Building (2nd Floor),  
9/1, R. N. Mukherjee Road,  
Kolkata - 700 001, India

Tel. : +91-33-40823700/22200600  
e-mail : xprocal@xproindia.com

August 2, 2022

National Stock Exchange of India Ltd.  
"Exchange Plaza",  
Bandra-Kurla Complex, Bandra (E),  
Mumbai 400 051

Stock Symbol XPROINDIA(EQ)

The Dy. General Manager  
BSE Limited  
Corporate Relationship Department  
1<sup>st</sup> Floor, New Trading Ring  
Rotunda Building, P J Towers  
Dalal Street, Fort  
Mumbai 400 001

Stock Code No. 590013

Dear Sir,

Sub: Press Release

In continuation to our letter dated August 1, 2022 forwarding the unaudited Financial Results for the quarter ended June 30, 2022, we are now enclosing herewith a copy of Press Release issued by the Company on the said Financial Results, for your information and record.

Thanking you,

Yours faithfully,  
For Xpro India Limited

A handwritten signature in blue ink, appearing to read "Amit Dhanuka".





**Amit Dhanuka**  
**Company Secretary**

Encl.: a/a

## Xpro India Limited reports strong performance for Q1FY23

**New Delhi, 2<sup>nd</sup> August 2022** – Xpro India Limited a diversified multi-locational company with a strong brand equity and a focused connect to the polymer processing industry has announced its unaudited Financial Results for Q1FY23.

### Q1FY23 Financial Performance Snapshot (Y-o-Y)

<p>Revenue from Operations</p> <p><b>Rs. 159.6 crores</b></p> <p> <b>75%</b></p>	<p>EBITDA</p> <p><b>Rs. 23.1 crores</b></p> <p> <b>107%</b></p>	<p>Profit Before Tax (PBT)</p> <p><b>Rs. 18.5 crores</b></p> <p> <b>269%</b></p>	<p>Profit After Tax (PAT)</p> <p><b>Rs. 18.5 crores</b></p> <p> <b>269%</b></p>
--	--	---	--

### Q1FY23 Key Financial Highlights:

Particulars (Rs. Crs.)	Q1 FY23	Q1 FY22	Y-o-Y	Q4FY22	Q-o-Q	FY22
Revenues	<b>159.6</b>	91.1	75%	<b>142.8</b>	12%	<b>471.7</b>
EBITDA	<b>23.1</b>	11.2	107%	<b>17.2</b>	34%	<b>63.8</b>
<i>EBITDA Margins (%)</i>	<b>14%</b>	12%	+200 bps	<b>12%</b>	+200 bps	<b>13.5%</b>
Profit Before Tax	<b>18.5</b>	5.0	269%	<b>13.1</b>	41%	<b>40.6</b>
Profit After Tax	<b>18.5</b>	5.0	269%	<b>17.5</b>	6%	<b>44.9</b>
<i>PAT Margins (%)</i>	<b>12%</b>	6%	+600 bps	<b>12%</b>	+0 bps	<b>9.5%</b>

### Operational/Financial Highlights for Q1FY23 Y-o-Y :

#### Operational:

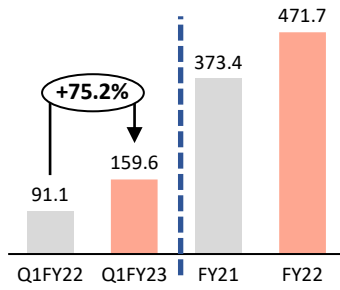
- ✓ Sustained domestic demand for Xpro Biax Dielectric films with market share > 30% (balance imported);
- ✓ Steady global demand for Xpro Biax Dielectric films also;
- ✓ The refrigerator industry which forms the primary market for the Coex division performed well, with strong increase in production Q-o-Q, leading to higher demand for Xpro products;
- ✓ Raw material price volatility continues; cost increases could be passed on, and together with improved product/customer-mix and improved value-addition strategy overall margins scaled-up;
- ✓ Term loan reduction/pre-payment strategy continues;
- ✓ Company's products/markets not impacted by the restrictions on single-use-plastics imposed wef July 1, 2022;

#### Financial:

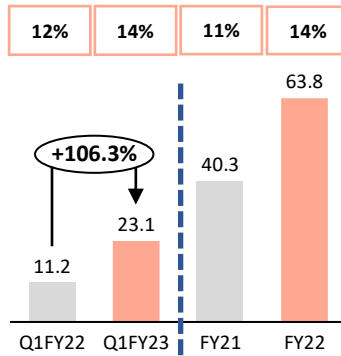
- ✓ Revenue in Q1FY23 increased by 75 % Y-o-Y to Rs. 159.6 Cr; (Q-o-Q growth of 12%)
- ✓ EBITDA in Q1FY23 Increased by 107 % Y-o-Y to Rs 23.1 Cr; EBITDA Margin for Q1FY23 stood at 14%
- ✓ Profit after tax for Q1FY23 Increased by 269% Y-o-Y to Rs. 18.5 Cr; PAT Margin in Q1FY23 stood at 12 %

## Q1FY23 Key Financial Highlights:

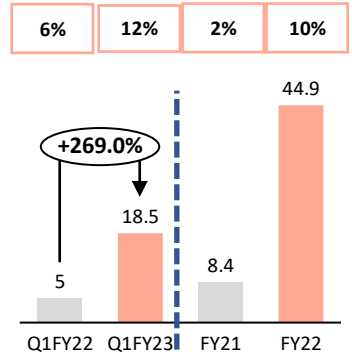
### Revenue (Rs. Crs)



### EBITDA (Rs. Crs) & Margin(%)

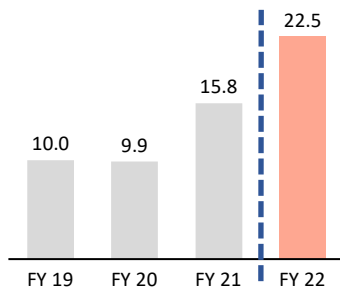


### PAT (Rs. Crs) & Margin(%)

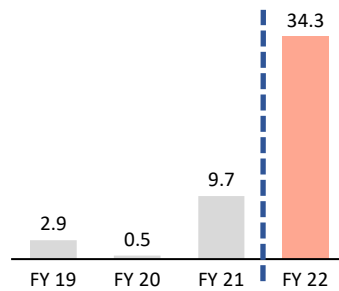


## Capital Disciplined Growth

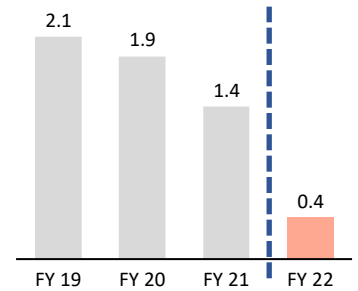
### RoCE (%)



### RoE (%)



### Net Debt to Equity (x)



## About Xpro India Limited

Xpro India Limited is a diversified multi-divisional, multi-locational company with a strong commitment to polymer processing as an industry, and in strong governance practices in its management. Established as a separate entity via a corporate demerger in 1998, the units comprising Xpro India Limited have long been in existence, giving it over 37 years experience in the extrusion/coextrusion field. It thus aggregates years of experience and a robust, maturing organization driven by a deeply India-centric self-sufficiency for which it prides itself.

Xpro India Limited is a family-led and professionally managed arm of India's largest and very reputed Industrial House - the BIRLA family. It has a dedicated, and competent work-force of well-trained employees placed at various locations. Manufacturing at all units is carried out by qualified personnel under stringent guidelines and quality standards. At Xpro, continuous product development and high customer service levels are key areas, with an underlying philosophy being to provide the highest level of satisfaction to customers, and a passion to ethically excel in all areas of activity.

Company	Investor Relations: Orient Capital
Name: Mr. Amit Dhanuka	Name: Irfan Raean/ Rajesh Agrawal
Email: <a href="mailto:amit.dhanuka@xproindia.com">amit.dhanuka@xproindia.com</a>	Email: <a href="mailto:irfan.raean@linkintime.co.in">irfan.raean@linkintime.co.in</a> / <a href="mailto:rajesh.agrawal@linkintime.co.in">rajesh.agrawal@linkintime.co.in</a>
CIN: L25209WB1997PLC085972	Tel : +91 9773778669
<a href="http://www.xproindia.com">www.xproindia.com</a>	<a href="http://www.orientcap.com">www.orientcap.com</a>

### Safe Harbor

Any forward-looking statements about expected future events, financial and operating results of the Company are based on certain assumptions which the Company does not guarantee the fulfilment of. Past performance also should not be simply extrapolated into the future. These statements are subject to risks and uncertainties. Actual results might differ substantially or materially from those expressed or implied. Important developments that could affect the Company's operations include a downtrend in the industry, global or domestic or both, significant changes in political and economic environment in India or key markets abroad, tax laws, litigation, labour relations, exchange rate fluctuations, technological changes, investment and business income, cash flow projections, interest, and other costs. The Company does not undertake any obligation to update forward-looking statements to reflect events or circumstances after the date thereof.